

## Bottle Rockets

### Making the Bottle Rocket Kit

#### *You will need*

- Corks
- Plastic tubing (home brew kit is ideal for this)
- Pump (stirrup pumps are easiest for children to use)
- Air bed pump adapter nozzle
- Work bench (optional but makes it much easier)
- Drill

#### **Method**

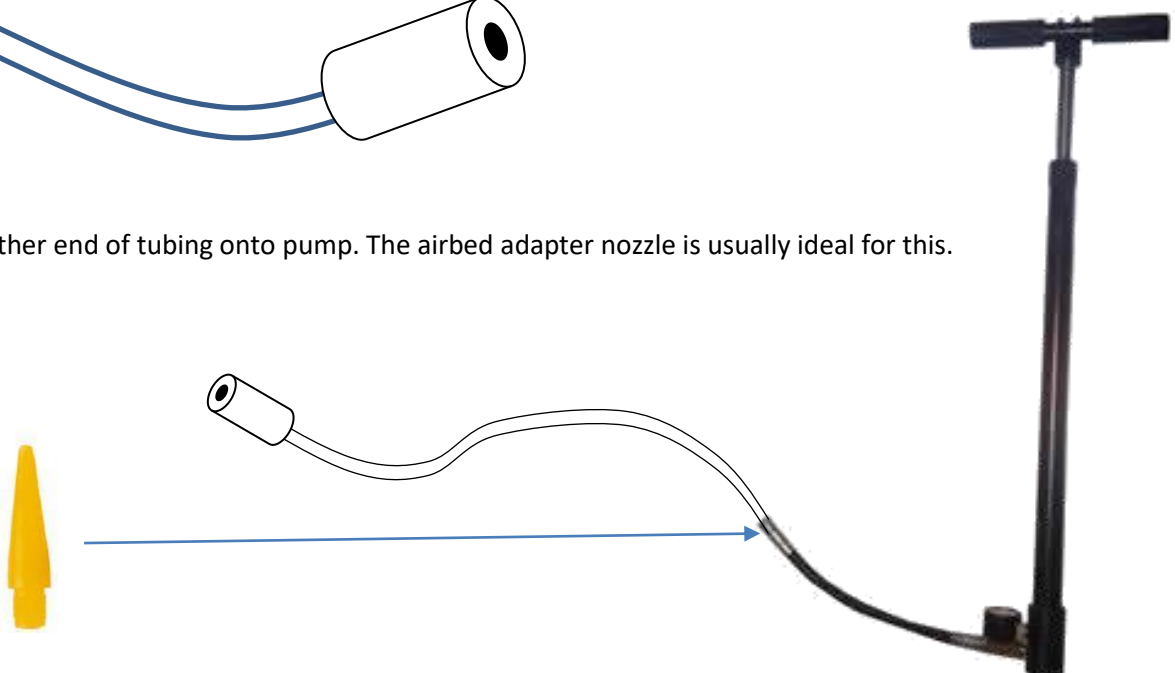
1) Find a drill bit the same width as the tubing and drill a hole through the cork – the work bench is ideal for holding the cork whilst you drill. This can be hit and miss so be prepared to ruin a few corks before you get it.



2) Slide tube into hole in cork so that it fits snugly. You might need to widen the hole or even use vasoline to get the tube in.




3) Fit other end of tubing onto pump. The airbed adapter nozzle is usually ideal for this.



## Launching the Rockets

Pour approximately 4 inches of water into the bottle. Please don't over fill! The bottle will be more unstable on the launch pad if too full and will not launch as well due to excess weight.



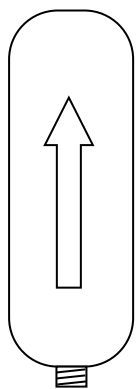
Wet the cork with a little water and then push into the bottle. Always leave plenty of cork still visible out of the end of the bottle. Do not push all the way in.

Using the workbench grip the cork firmly so that the bottle stands upright and does not wobble. Do not grip the neck of the bottle or the rocket will not launch.

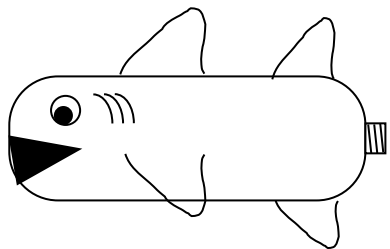
Make sure area is free of obstruction and make sure no children are directly leaning over the bottle. Use the pump with steady even pumps until rocket launches. WOOOOOOOSH!




Example Bottle Rocket Fish – Activity sheet.



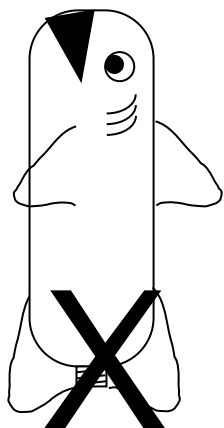
2 litre pop bottles work best. The rocket will be this way up with the nozzle at the bottom



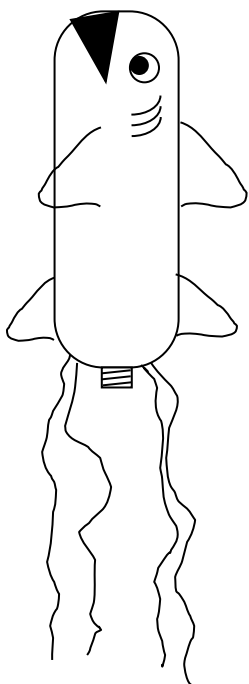
Decorate your bottle – can you make it a fish? A shark? Or even an octopus or jelly fish?




Try not to make your bottle too heavy and make sure you don't cover the nozzle as it needs to stand up to launch.



Make sure your decorations, fins or tentacles don't go past the end of the bottle



Add streamers or ribbons if you want –



Get ready to launch your bottle.